

Boat Latch

Launch and Retrieve by yourself without getting your partner **wet** or **hurt**

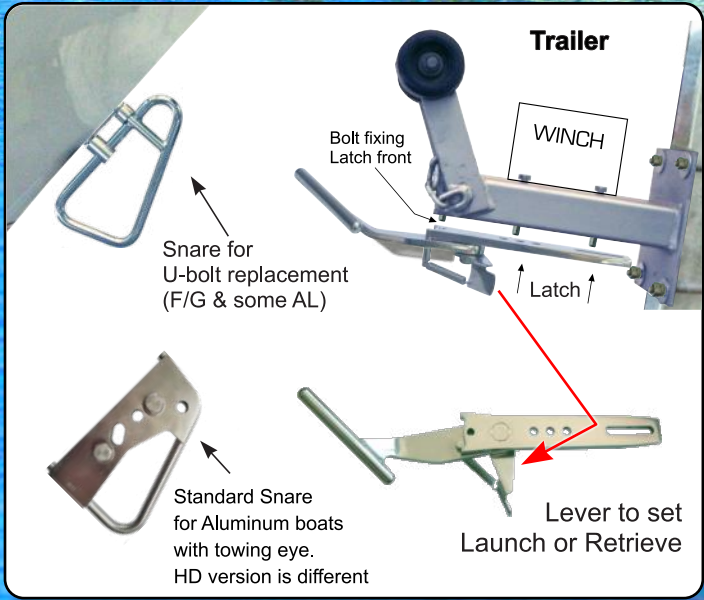


L-&-R Boat Latch is the Best

- ▶ Don't need to drill holes in your fibreglass boat or weld your aluminium boat
- ▶ Robust Marine Grade 316 Stainless Steel
- ▶ No strings, wires or electronics
- ▶ Easy to Fit & Use - Track record 15 yrs.

It allows you to

- ▶ Get out in your boat more often
- ▶ Keeps your partner safe, dry and happy
- ▶ Take the boat out by yourself



Testimonials(see details on website)

- ▶ "Launch & retrieve system - absolute beauty - I'm in & away while others are getting wet, cold, & frustratedAndrew McNicol
- ▶ "This was the best investment for my boat Panagotis
- ▶ "I must say that this is one of the best things I have brought in a long time"...Tony Jacobs
- ▶ "I am the envy of boat owners at the Boat Club ramp as I launch & retrieve my boat by myself with ease.....D. Rechner



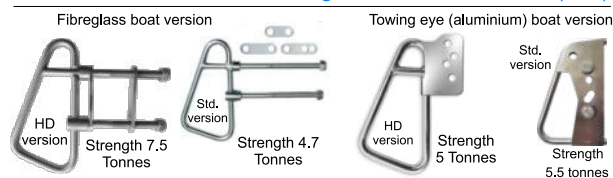
To Launch

- At the water's edge set Latch to 'Retrieve' position.
- Release safety chain and release winch cable, so the boat can roll/slide back and be caught by the latch.
- Set the latch lever to the 'Release' (Port) position.
- The boat and trailer are reversed into the water to a depth where the boat MUST be UNABLE to float off the trailer. **Back roller/slides about 50 mm (2") under water.** The latch is holding the front of the boat, and there is resistance from rollers/slides to movement.
- Start the boat motor and ease forward 20mm (3/4"). The spring loaded catch will automatically release.
- Reverse or glide off the trailer.



OPTIONS.....

- **HEAVY DUTY SNARES** for large boats over.... 6.5 M (21ft)



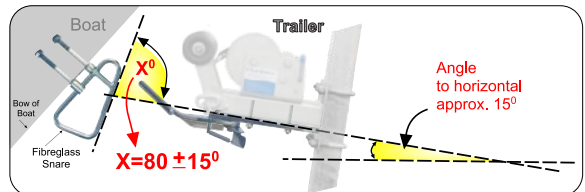
- **WEDGE KIT OPTION** : Wedge Plates (to adjust angle of Latch) and Latch Support Plate (if the front is unsupported) on your trailer. Trailer types vary - this allows for compensation by 14 degrees .. up or down, so that the latch bar hits the snare at the right angle.




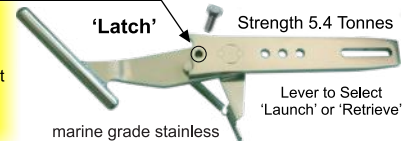
- **ROLLER EXTENDER OPTION** : Used where the roller needs to be able to reach out further to the bow. Commonly used on Towing Eye (Al.) boats. The roller/V-block should 'wedge' the bow from movement.




When traversing boat ramps or roads **NEVER** rely on the latch to hold the boat onto the trailer. Safety chains and winch cable/strap and tie down straps should always be used to secure the boat to the trailer. The latch should be **disengaged** for road travel.



Note:- this hole must be one of those used to fasten the front to the trailer - without it you void the warranty. The bolt is provided.



Snare for Aluminium boats with Towing Eye



Fibreglass, Wood, Poly, Steel & Jet Ski boat 'Snare'

To Retrieve

- Set the latch to "Retrieve" (Starboard position).
- Reverse trailer into the water to a similar depth used for a "good launch" at this ramp. Too deep (common mistake), means the approach speed will be higher and equipment may be damaged.
- Drive the boat onto trailer to within one metre of the latch and stop. The back rollers/slides should be **50mm below the water.**
- When the boat has settled (2 seconds), gently drive it up the last metre to the latch.
- The latch will now slide over the snare and the boat will be securely held. Stop the motor and lift the propeller leg.
- Move boat & trailer 3M (10ft) approx. out of water.
- Attach the winch hook to the snare and winch the boat up so the bow is firmly on the roller or V-block. Secure safety chains and tie downs as usual.
- **NOW** move the boat to the car park.
- **Disengage** latch for road travel.



Copyright © Release & Retrieve Boat Latch Pty Ltd 2022
"L-&R" is a Trademark of Release & Retrieve Boat Latch Pty Ltd

Oct - 2022

See video on how it works at...

www.boatlatch.com

Another Opinion

Shane Mensforth from the Adelaide Advertiser writes:

"About 12 months ago I fitted a great locally designed gadget to the front of my boat and about 500 launches down the track I can report that **it's one of the best investments I ever made.**"

Have a great day!

Website ..www.boatlatch.com
Email boatlatch@internode.on.net
Phone ... Geoff Davis on...

Mobile ... 0402 079 660 Int.Mob/cell +61-402-079-660

Release & Retrieve Boat Latch Pty Ltd
17 Windjammer Court, Encounter Bay, SA, 5211

Skype : **gd7214**

ABN 39 007 839 563



www.boatlatch.com

Distributed by :-

Find Dealers or Fitters at www.boatlatch.com/dealers.htm

Installation & Use of the Products - The products need to be installed, & used, in accordance with the printed instructions on the packaging, printed inserts & the information on the website www.boatlatch.com. **Release & Retrieve takes no responsibility for product that is not installed and used within these guidelines.**